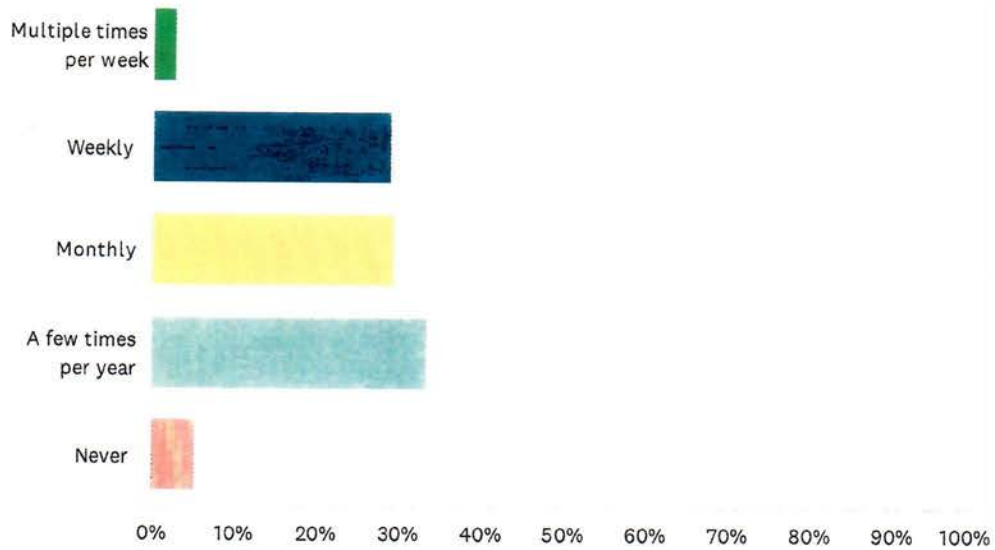


Q1 How often do you use the library?

Answered: 353 Skipped: 9



ANSWER CHOICES

Multiple times per week

Weekly

Monthly

A few times per year

Never

TOTAL

RESPONSES

2.83%

28.90%

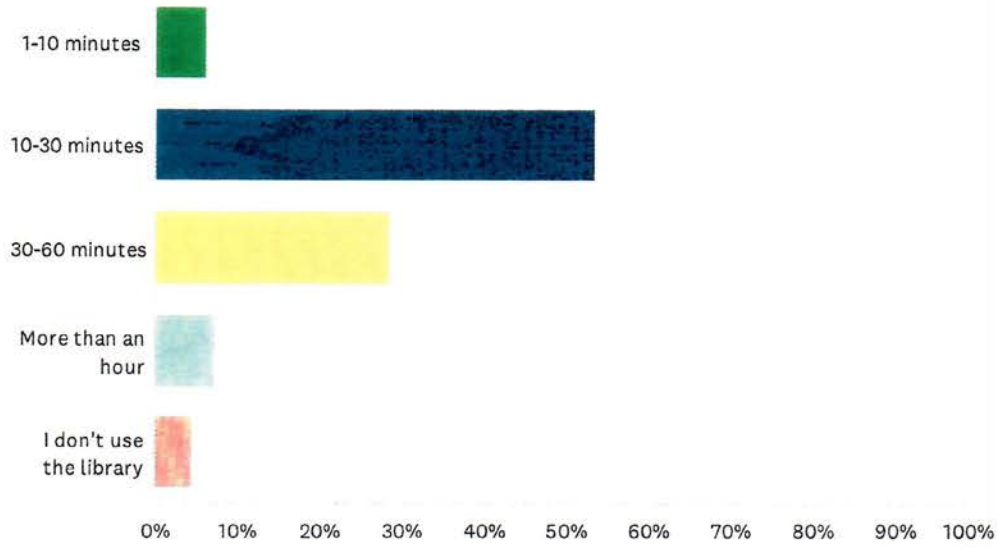
29.46%

33.43%

5.38%

Q2 How long do you spend on a typical visit?

Answered: 360 Skipped: 2



ANSWER CHOICES

- 1-10 minutes
- 10-30 minutes
- 30-60 minutes
- More than an hour
- I don't use the library

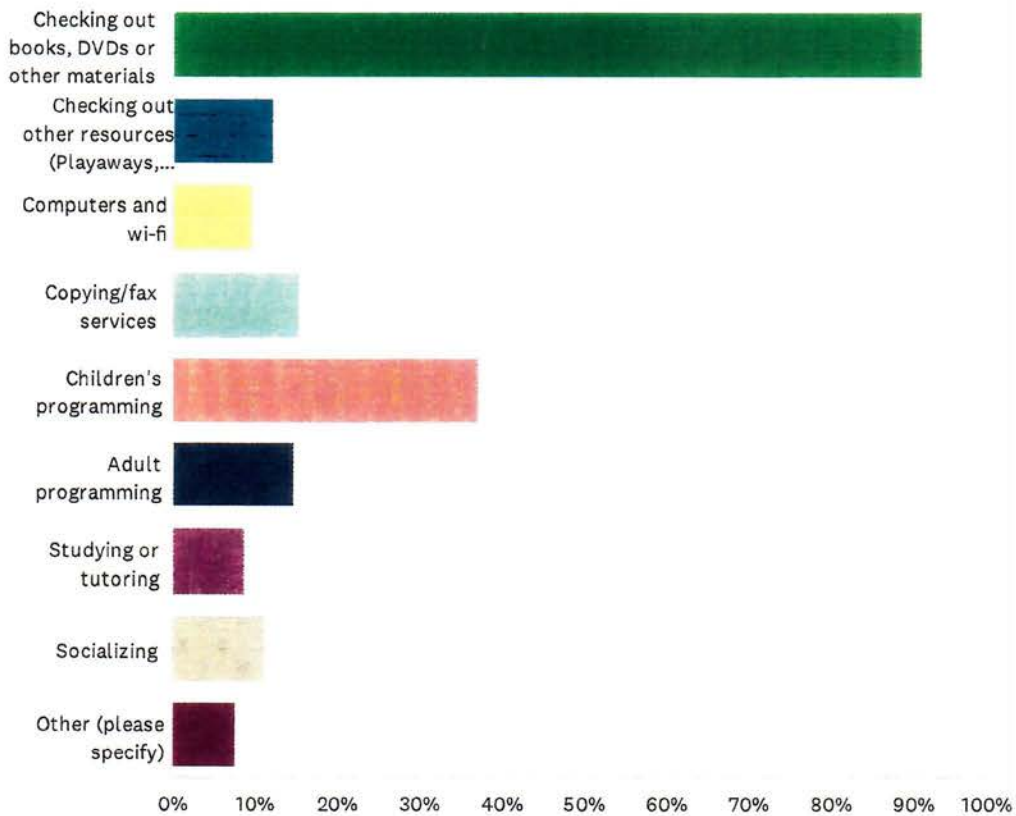
RESPONSES

- 6.11%
- 53.61%
- 28.61%
- 7.22%
- 4.44%

TOTAL

Q3 Why do you visit the library? (Choose all that apply.)

Answered: 354 Skipped: 8



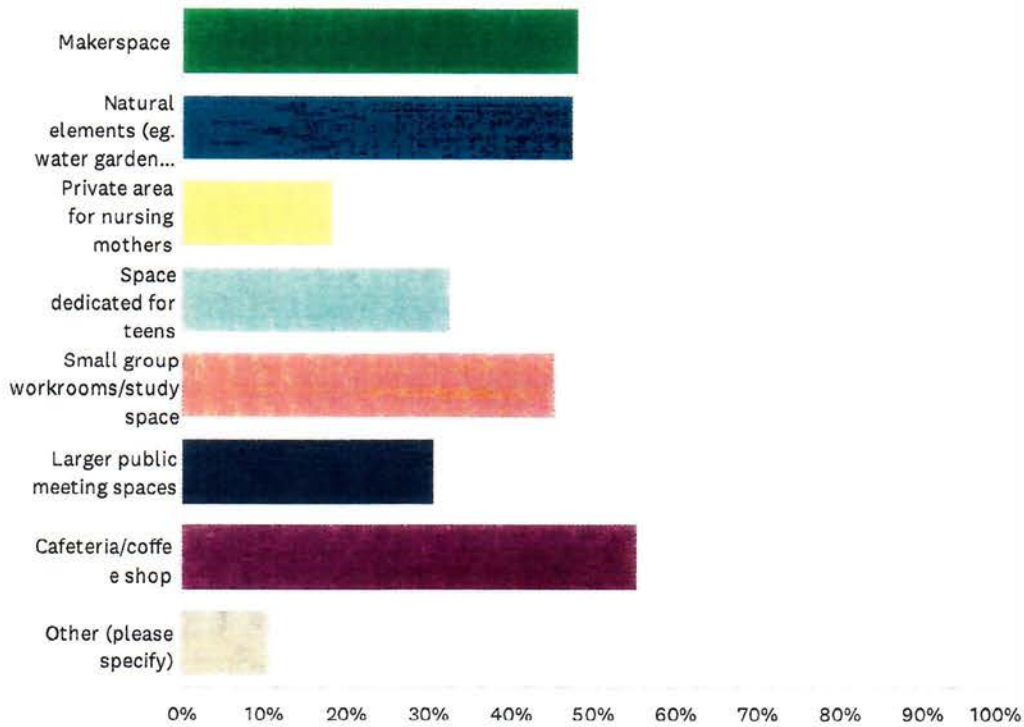
ANSWER CHOICES

RESPONSES

Checking out books, DVDs or other materials	90.96%
Checking out other resources (Playaways, hotspots, etc.)	12.15%
Computers and wi-fi	9.60%
Copying/fax services	15.25%
Children's programming	37.01%
Adult programming	14.69%
Studying or tutoring	8.76%
Socializing	11.30%
Other (please specify)	7.63%
Total Respondents: 354	

Q4 Which of these features would you like to see included in a new library? (Choose all that apply.)

Answered: 343 Skipped: 19



ANSWER CHOICES

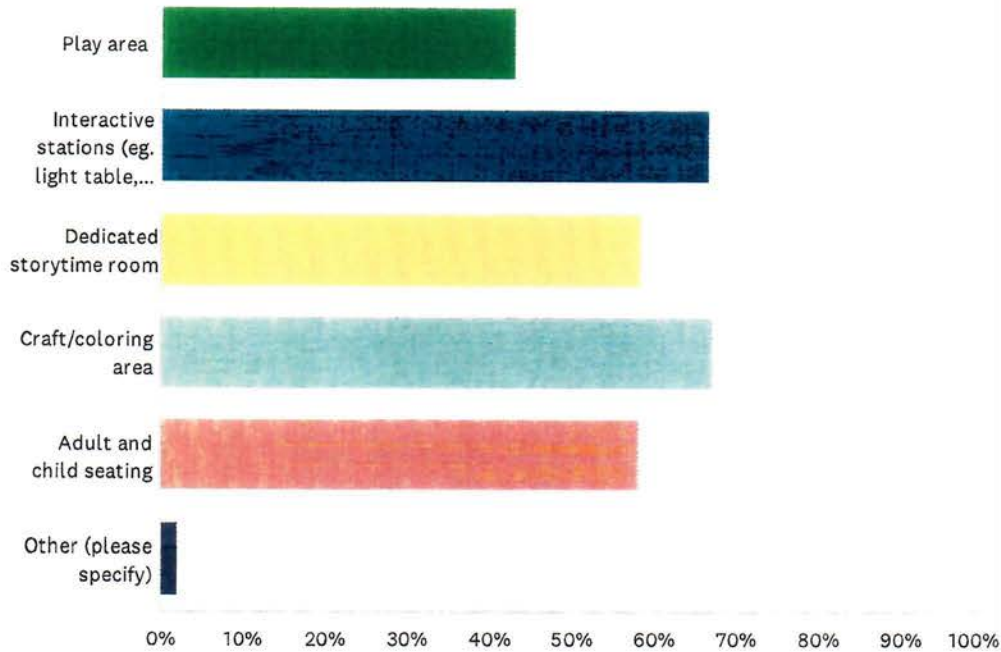
RESPONSES

Makerspace	48.10%
Natural elements (eg. water garden, aquarium)	47.52%
Private area for nursing mothers	18.37%
Space dedicated for teens	32.65%
Small group workrooms/study space	45.48%
Larger public meeting spaces	30.61%
Cafeteria/coffee shop	55.39%
Other (please specify)	10.79%

Total Respondents: 343

Q5 What features would you like to see included in the Children's area? (Choose all that apply.)

Answered: 325 Skipped: 37



ANSWER CHOICES

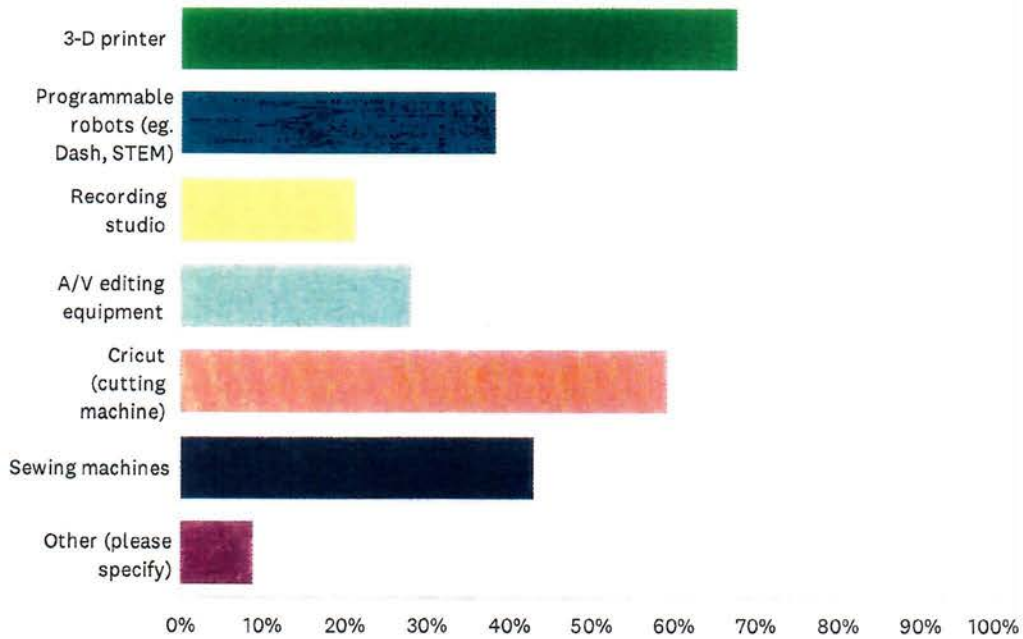
RESPONSES

Play area	43.08%
Interactive stations (eg. light table, sensory wall)	66.77%
Dedicated storytime room	58.46%
Craft/coloring area	67.08%
Adult and child seating	58.15%
Other (please specify)	2.15%

Total Respondents: 325

Q6 If the new library featured a makerspace, which items do you think should be included? (Choose all that apply.)

Answered: 299 Skipped: 63



ANSWER CHOICES

RESPONSES

3-D printer

67.89%

Programmable robots (eg. Dash, STEM)

38.46%

Recording studio

21.40%

A/V editing equipment

28.09%

Cricut (cutting machine)

59.20%

Sewing machines

43.14%

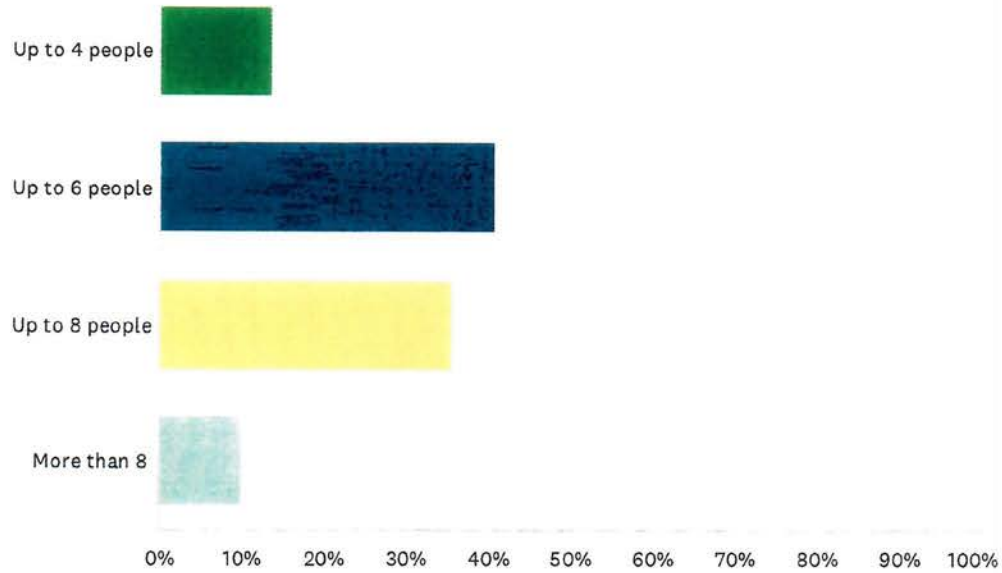
Other (please specify)

9.03%

Total Respondents: 299

Q7 If smaller group study/breakout rooms were included, what seating capacity would you choose?

Answered: 337 Skipped: 25



ANSWER CHOICES

Up to 4 people

Up to 6 people

Up to 8 people

More than 8

TOTAL

RESPONSES

13.65%

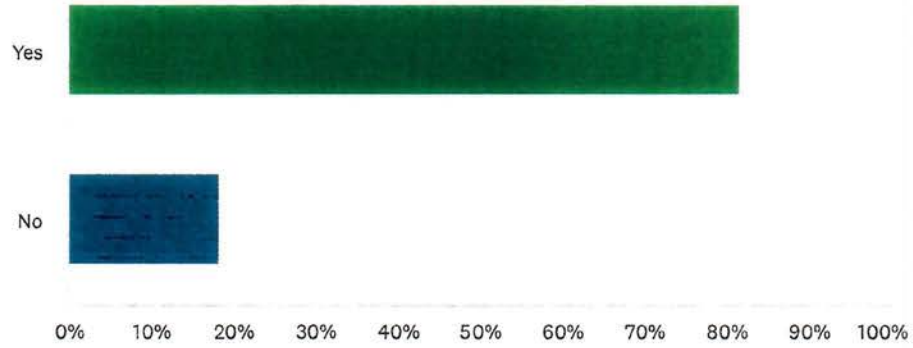
40.65%

35.61%

10.09%

Q8 Would you utilize a drive-thru window for picking up and returning materials if one was included at the new building?

Answered: 356 Skipped: 6



ANSWER CHOICES

Yes

No

TOTAL

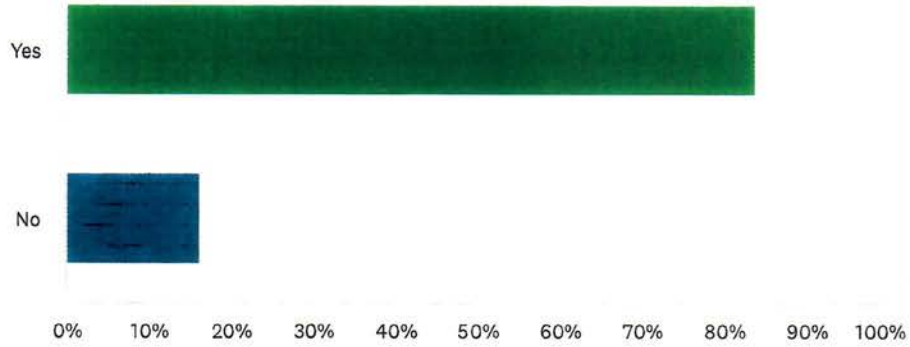
RESPONSES

81.74%

18.26%

Q9 Would you utilize self-checkout stations if they were offered?

Answered: 357 Skipped: 5



ANSWER CHOICES

Yes

No

TOTAL

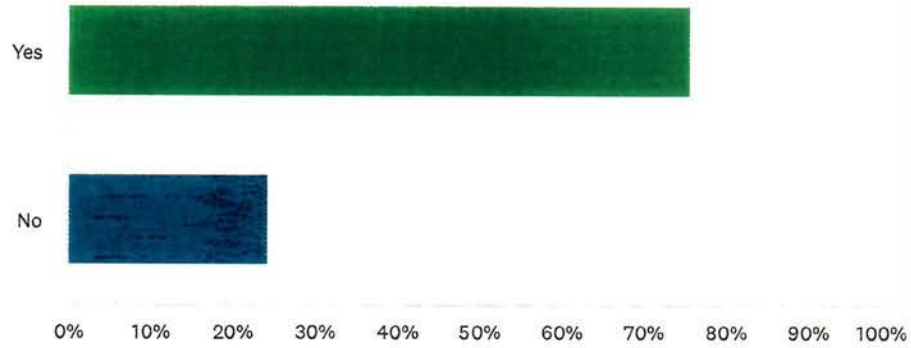
RESPONSES

83.75%

16.25%

Q10 Do you think an outdoor space for play, programming or seating should be included as part of the new building?

Answered: 349 Skipped: 13



ANSWER CHOICES

Yes

No

TOTAL

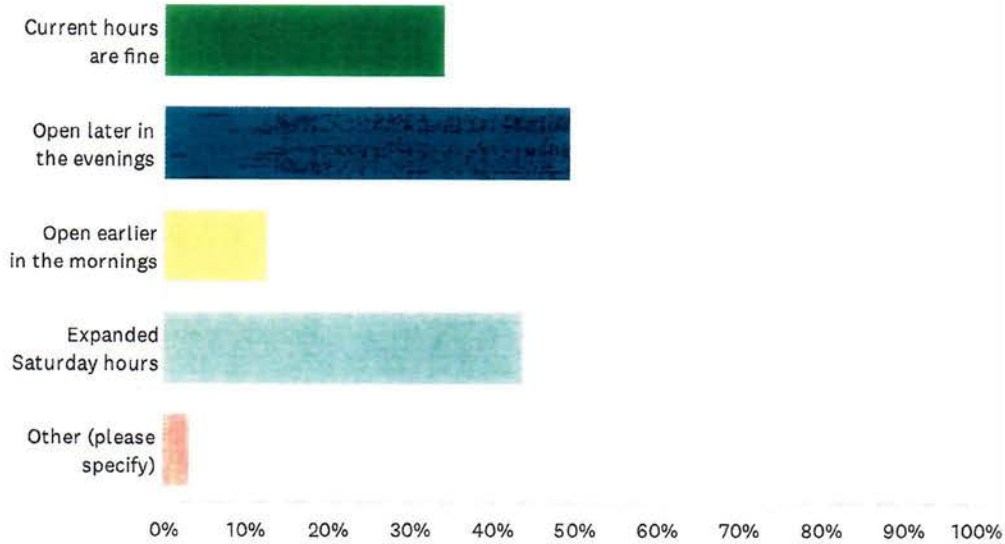
RESPONSES

75.64%

24.36%

Q11 What changes would you like to see made to existing library hours' (Choose all that apply.)

Answered: 341 Skipped: 21



ANSWER CHOICES

- Current hours are fine
- Open later in the evenings
- Open earlier in the mornings
- Expanded Saturday hours
- Other (please specify)

RESPONSES

- 34.02%
- 49.56%
- 12.61%
- 43.70%
- 3.23%

Total Respondents: 341